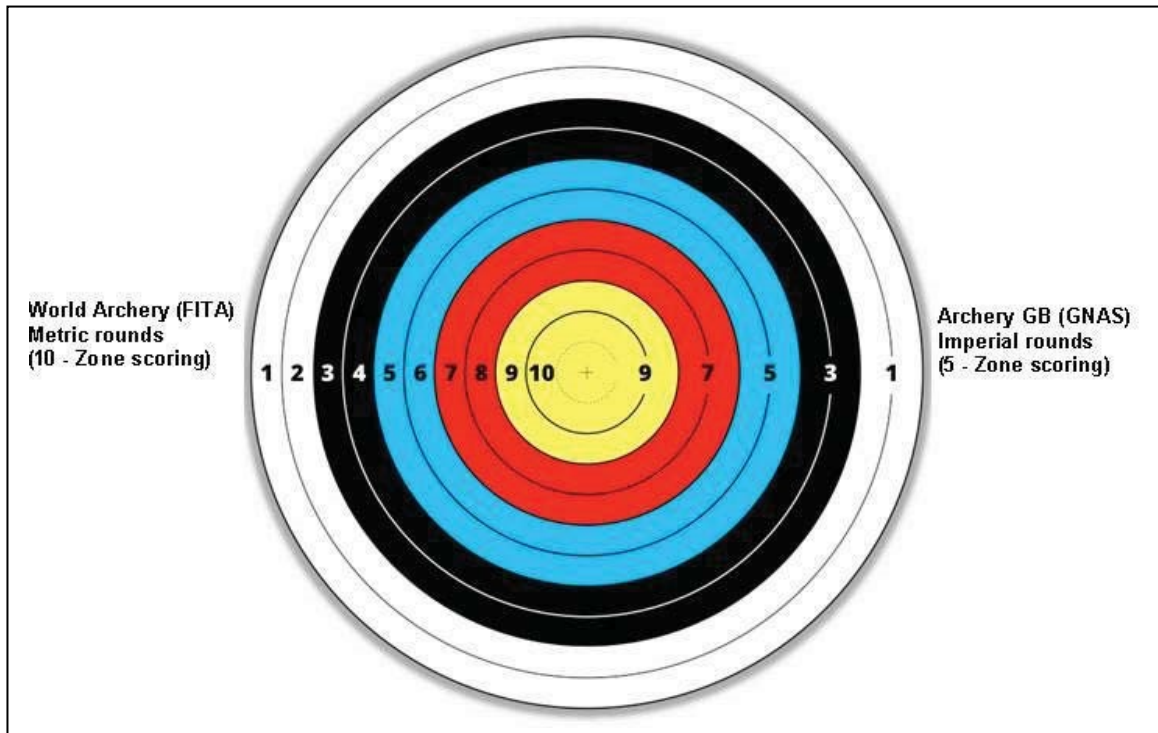


# A GUIDE TO SCORING

## The Standard 5-colour Face



### Point Values

The number of points awarded for hitting a specific coloured ring on a target depends on several factors

- whether you are shooting indoors or outdoors
- whether you are shooting an Imperial or Metric round
- what type of bow you are using

The various scoring systems are shown below. Although they may look complicated at first there are really only two main systems to learn – Imperial or Metric (with a slight variation between the indoor and outdoor Metric scores).

If you shoot compound there is an additional indoor scoring system which makes it harder for compounds to score a 10, by use of a smaller 10 ring.

All non-scoring arrows are recorded as a Miss (M).

### Line Cutters

One thing is common to all the scoring systems and round types.

If your arrow cuts or touches the line between two of the rings, however slightly, you always get the higher score.

### A few basic but important notes (especially for competitions!)

Do not touch the arrows or the target face until all the arrows for all archers have been recorded.

Point to the arrow nocks as you call each arrow.

Record the scores in decreasing order from highest to lowest.

If you are calling out your scores for someone else to record (e.g. a competition), call them in batches of three, e.g. 9,9,9 (pause) 5,3, Miss. This makes it easier for the person recording the score.

If there is any sort of dispute over the score of an arrow that the archers on the target cannot agree on, do not pull any arrows until the field captain or judge has been called and made their decision. There will be occasions where a score is recorded incorrectly.

**Score corrections for individual arrows can only be made by a judge.**

- Corrections can only be made if the arrows and face have not been touched and the arrows have not been withdrawn.
- The original score should remain visible. Simply put a diagonal line through the wrong score and write the correct value to one side of the diagonal line.
- The judge's corrections must be in red and must be initialled.

**Archers are allowed to correct their total scores.**

Complete the scoring before collecting any arrows that overshot the target.

## Outdoor Shooting

### Target Faces

Outdoor rounds are always shot on the standard 5 colour face. The face can be either 122cm or 80cm across, depending on the type of round and distance being shot.

### Outdoor – Scoring GNAS Imperial Rounds



The number of hits and golds (9's) are used to resolve score tie breaks.

### Outdoor – Scoring FITA and GNAS Metric Rounds



The innermost gold counts as 10 points but is marked as an X on the scorecard. The number of Xs is used to resolve score tie breaks.

## Indoor Shooting

### Target Faces

Again, most of the Metric (distances in metres) and Imperial (distances in yards) are shot on the standard 5 colour face. The face may be 80cm, 60cm or 40cm depending on the round.

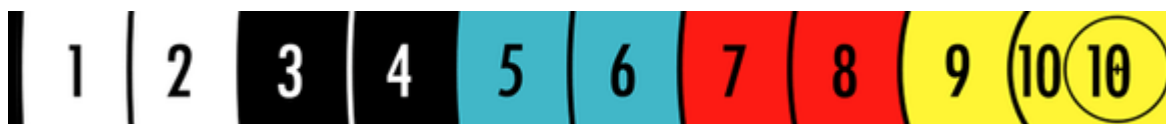
There are also two variations of the standard single face.

- The FITA three spot used for some FITA rounds
- The Vegas face used for one specific round.

Both these faces have three targets which include only the inner blue to gold rings of the standard target (5 zone). The possible score range is therefore 6-10. Each of three arrows is shot at a different one of the three targets, primarily to prevent arrow damage from "Robin Hood" shots.

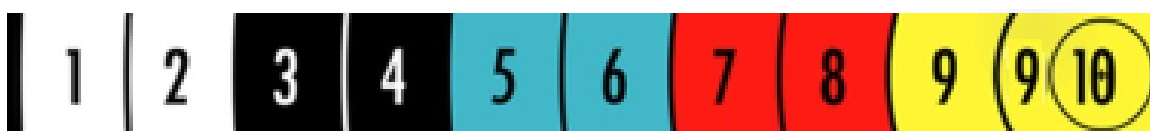
There is also a special black and white face which is only ever used in shooting the Worcester round. This has a possible score range of 1-5 (see below).

### Indoor – Recurve and Longbows



All indoor rounds shot with a recurve or longbow use the above 1-10 scoring system where both the inner and innermost golds count as 10.

#### Indoor – Compound Bows Only



Indoor rounds shot with a compound bow use the above scoring system where both the outer and inner golds count as 9 and only the innermost gold counts as 10.

#### Indoor – Worcester Round (all bows)



The indoor Worcester round is an exception to the coloured scoring faces. It is shot on a special target with 4 black outer rings and a white inner ring. The outer rings score 1-4 with the inner ring scoring five. It is also the **only** round where you shoot 5 arrows per end.

### The Scoresheet

Regardless of the type of round you are shooting your score is recorded in a similar way, with a slight difference between imperial (recording hit's and gold's) and metric (recording 10's and X's):

#### Both imperial and Metric rounds

Every time you collect your arrows, your scores are recorded from highest to lowest. For example:

If six outdoor arrows scored three 9s, a miss, a 5 and a 3 you would record this as  
9,9,9,5,3,M.

if your three indoor arrows scored a 4 and two 8s you would record this as 8,8,4. If your next three scored two 5s and a 9 you would record this as 9,5,5 and your scores would read  
8,8,4,9,5,5.

Write these from left to right in the boxes provided.

Each "End" (six arrows) add up the score for those six arrows and write it in the "End Total (E/T)" box.

Bowmen of Backworth										Western				A		
Archer: R Hood										Venue: Backworth Hall						
End Score							E/T	End Score				E/T	H	Score	G	RT
9	9	7	5	5	3	38										
4 doz 60yd 122cm face 5 zone scoring										Distance Total						
4 doz 50yd 122cm face 5 zone scoring										Distance Total						
Archer's signature										Date:		Status	Senior Gent	Senior Lady	Junior Gent	Junior Lady
Target Captains signature												Bow Style	Compound	Recurve	Barebow	Longbow

Score sheets are completed horizontally. Repeat the process for the next six arrows entering the scores for each arrow in the boxes to the right of the first end scores.

Bowmen of Backworth										Western				A		
Archer: R Hood										Venue: Backworth Hall						
End Score							E/T	End Score				E/T	H	Score	G	RT
9	9	7	5	5	3	38	9	7	7	5	1	M	29			
4 doz 60yd 122cm face 5 zone scoring										Distance Total						
4 doz 50yd 122cm face 5 zone scoring										Distance Total						
Archer's signature										Date:		Status	Senior Gent	Senior Lady	Junior Gent	Junior Lady
Target Captains signature												Bow Style	Compound	Recurve	Barebow	Longbow

Add up the score for both the "Ends" on that line (i.e. the total score for the twelve arrows) and write that in the "Score" box.

Bowmen of Backworth										Western				A			
Archer: R Hood										Venue: Backworth Hall							
End Score							E/T	End Score				E/T	H	Score	G	RT	
9	9	7	5	5	3	38	9	7	7	5	1	M	29	11	67	3	67
4 doz 60yd 122cm face 5 zone scoring										Distance Total							
4 doz 50yd 122cm face 5 zone scoring										Distance Total							
Archer's signature										Date:		Status	Senior Gent	Senior Lady	Junior Gent	Junior Lady	
Target Captains signature												Bow Style	Compound	Recurve	Barebow	Longbow	

### Imperial Rounds

Score Hits and Golds (9's)

Add up the number of "Hits" (i.e. scoring arrows only) for those twelve arrows and write that in the "H" box.

Add up the number of "Golds" (i.e. 9s on Imperial scoring and 10s on Metric) for those twelve arrows and write that in the "G" box.

### Metric rounds

Score 10's and x's.

Add up the number of "10's" for those twelve arrows and write that in the "10's" box. Slightly confusingly people sometimes also refer to this as Golds

Add up the number of "X's" (i.e. inner 10 ring on Metric) for those twelve arrows and write that in the "X's" box.

The final box on the line is the "R/T" or Running Total which for the first line is the same as the "Dozen" figure.

Repeat these steps for the next dozen arrows to complete the second line. This time your "R/T" running total will be the sum of the first two "Dozen" scores.

Bowmen of Backworth													Western				A
Archer: R Hood										Venue: Backworth Hall							
End Score						E/T	End Score						E/T	H	Score	G	RT
9	9	7	5	5	3	38	9	7	7	5	1	M	29	11	67	3	67
7	5	5	5	3	1	26	9	7	5	3	M	M	24	10	50	1	117
4 doz 60yd 122cm face 5 zone scoring													Distance Total				
4 doz 50yd 122cm face 5 zone scoring													Distance Total				
Grand Total																	
Archer's signature							Date:			Status		Senior Gent	Senior Lady	Junior Gent	Junior Lady		
Target Captains signature										Bow Style		Compound	Recurve	Barebow	Longbow		

Repeat the process for the correct number of arrows in the round you are shooting.

Once you have finished the required number of arrows, add up the total number of 10's and X's (metric) or Hits and Golds (imperial) and record these, together with your total score, in the appropriate "Totals" boxes at the bottom of the sheet.

Scores should be recorded on official Club score sheets and handed to the Records Officer or placed in the white box in the container. Scores from external sources must be on official scoresheets or official results sheets and signed by the organiser. External scores are to be notified to the Records Officer as soon as possible after the event.

### **Points matter - Checking your score**

Time and time again addition errors occur on tournament score sheets. 'You', the archer, are responsible for checking your score has been added up correctly, calculators and scoring apps are allowed so this has never been easier.

The Archery GB Rules of Shooting states the following:

*Rule 306 (d) The scorer shall enter totals as required on the scoresheet. The archer and the scorer shall then check the score sheet and sign it as correct. It is each archer's individual responsibility to ensure that all aspects of his scoresheet are correct when they sign. A tournament organiser is not required to check the additions on a score sheet but, if an error is discovered, has discretion to alter totals accordingly.*

If you have signed for your score and it is subsequently found to be higher there is no obligation for this to be corrected by the TO and frequently you will only be awarded the lower score that you have signed for. If the error is in your favour and spotted this will normally be corrected. Just because you signed for an incorrect score does not mean you get to keep the extra points! Prize giving is not the time to question the scores and find that you cannot add up and have lost when you thought you had won!

**Please check your scores and make sure errors are corrected before you sign.**